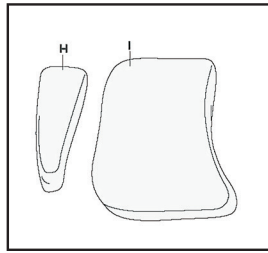
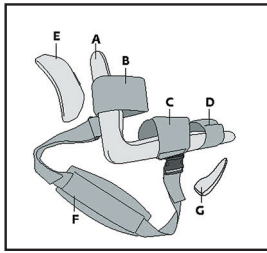


# Shoulder Cradle

## Patient Re-Application Instructions



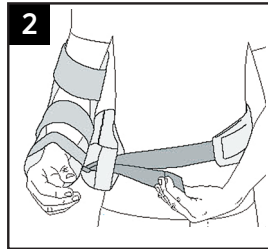
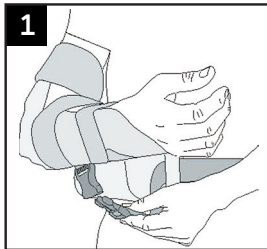
BEFORE USING THE DEVICE, PLEASE READ THE **INSTRUCTIONS FOR USE** COMPLETELY AND CAREFULLY. CORRECT APPLICATION IS VITAL TO THE PROPER FUNCTIONING OF THE DEVICE.

**INTENDED USER PROFILE:**

The user should be able to read and understand the directions, warnings and cautions.

**COMPONENTS:**

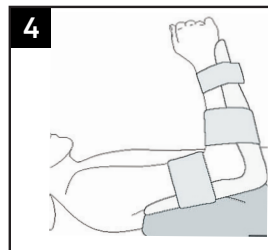
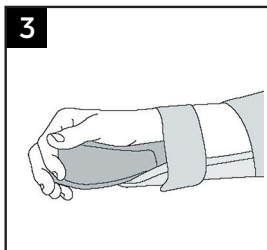
Primary Components: Rigid Cradle ( A ), Upper Arm Strap ( B ), Forearm Strap ( C ), Wrist Strap ( D ), Small Hip Bolster ( E ), Waist Strap ( F ), Wrist Support ( G ). Additional Abduction and Sleeping Components: Medium Bolster - Back Sleeping ( H ), Large Bolster - Side Sleeping ( I )



### Re-Application Instructions:

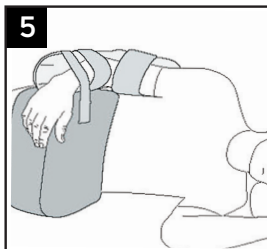
**DAYTIME USE:**

1. Pull the Waist Strap around back of body. Guide strap through the belt loop on front of Hip Bolster and connect the Waist Strap buckle to the recipient buckle on the Cradle. The Hip Bolster should be resting at waist level just above the hip. **NOTE:** The Pad on the Waist Strap should rest just above the opposite hip. If necessary, the Waist Strap can be shortened by removing the hook Y-Clip closure from the strap, shorten the strap and re-attach the closure.



2. Adjust the tension of the Waist Strap for comfort and to fit the desired position of shoulder. The Waist Strap should be snug enough to compress the Small Bolster slightly. If indicated or necessary, the included Shoulder Strap may also be used. Attach one end of the Shoulder Strap to the back of the Cradle at the biceps area. Bring Shoulder Strap over top of unaffected shoulder and attach hook-and-loop strip under forearm area of Cradle.

3. The Wrist Bolster may be used for added support of the wrist and hand. Place the Wrist Bolster, with the round end resting in palm of hand, between the hand and the Cradle. Secure the Wrist Strap.



**NIGHTTIME (SLEEPING) USE:**

The Shoulder Cradle is designed to provide proper support and comfort while sleeping. The Medium (H) and Large Bolsters (I) shipped with the product can be temporarily attached (if not in use for abduction) while you are lying down. The Small Hip Bolster and the Waist Strap should remain in place while sleeping.

**Sleeping on your Back:**

4. Attach the wedge-shaped Medium Bolster to the back of the upper arm portion of the Cradle. The hook-and-loop strip on the Bolster will adhere to the back of the Cradle. The smaller end of the wedge should be closest to the shoulder. You may adjust the height of the arm by moving the Bolster backwards or forwards.

**Sleeping on your Side:**

5. Place the block-shaped Large Bolster comfortably against your stomach. Place the removable hook-and-loop strip along the top of the Large Bolster and secure the Cradle on top of the hook-and-loop strip. Ensure your hand rests comfortably against the top surface of the Bolster and your skin is not contacting the hook-and-loop. Release one end of the Wrist Strap (end closest to body) and secure to top of Bolster.

**WARNINGS AND PRECAUTIONS:**

If you experience any pain, swelling, sensation changes, or any unusual reactions while using this product, consult your medical professional immediately.

**CLEANING INSTRUCTIONS:**

Remove all straps, foam from cushions and rigid cradle support. Hand wash soft goods in cold water 30°C/85°F. Hang dry.

**MATERIAL CONTENTS:**

Nylon, foam, elastic and polycarbonate.

Patented

**WARRANTY:**

DJO, LLC will repair or replace all or part of the unit and its accessories for material or workmanship defects for a period of six months from the date of sale. To the extent the terms of this warranty are inconsistent with local regulations, the provisions of such local regulations will apply.

Rx ONLY.

INTENDED FOR SINGLE PATIENT USE.

NOT MADE WITH NATURAL RUBBER LATEX.

Individual results may vary. Neither DJO, LLC nor any of its subsidiaries dispense medical advice. The contents of this document do not constitute medical, legal, or any other type of professional advice. Rather, please consult your healthcare professional for information on the courses of treatment, if any, which may be appropriate for you.



**DJO, LLC | A DJO Global Company**  
**T** 800.336.6569 **D** 760.727.1280 **F** 800.936.6569  
 2900 Lake Vista Drive | Lewisville, TX 75067 | U.S.A.  
[DJOGlobal.com](http://DJOGlobal.com)